

Features and Benefits

- Fastener designed to attach metal roof and sidewall panels used in pre-engineered metal building applications.
- #12 Diameter 5/16" Cupped HWH self-drilling fastener easily penetrates steel up to .210" in thickness with no "point walking". 1/4" Stitch will securely fasten 2 layers of 26 GA with no strip-out.
- Cupped head & washer encapsulate EPDM rubber washer & provide a secure seal even when driven at an angle.

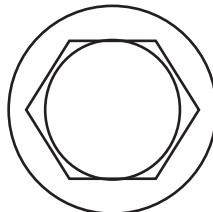
SIZE	CARTON QTY.	WEIGHT/M
12-14 x 3/4"	2500	11.3
12-14 x 1"	2500	13.2
12-14 x 1-1/4"	2500	14.8
12-14 x 1-1/2"	2000	15.5
12-14 x 2"	1500	18.8
12-14 x 2-1/2"	1500	24.6
12-14 x 3"	1000	26.6
1/4 X 7/8	2500	13.4

NOTES: All strength values shown below are ultimate values, expressed in LBS. Apply an appropriate safety factor to obtain design limits.

PULL OUT STRENGTH LBS. ULT.			
SUBSTRATE	GAUGE	THICKNESS	VALUE
HRS Primed Only #12 MAXX	16	.065	927
HRS Primed Only #12 MAXX	14	.070	958
HRS Primed Only #12 MAXX	12	.106	1678
AZ55 Galvalume 1/4" Stitch	26	.019	342
AZ55 Galvalume 1/4" Stitch	24	.024	378
AZ55 Galvalume 1/4" Stitch	22	.032	418
AZ55 Galvalume 1/4" Stitch	18	.048	1038
G-90 Galvanized #12 MAXX	20	.038	620
G-90 Galvanized #12 MAXX	18	.048	729
G-90 Galvanized #12 MAXX	16	.060	787
G-90 Galvanized #12 MAXX	14	.072	1041
G-90 Galvanized #12 MAXX	12	.101	1372

PULL OVER STRENGTH LBS. ULT.			
SUBSTRATE	GAUGE	THICKNESS	VALUE
AZ55 Galvalume #12 MAXX®	29	.015	687
AZ55 Galvalume #12 MAXX®	26	.019	1090
AZ55 Galvalume #12 MAXX®	24	.024	1299
AZ55 Galvalume #12 MAXX®	22	.032	1562
AZ55 Galvalume 1/4" STITCH	29	.015	746
AZ55 Galvalume 1/4" STITCH	26	.019	960
AZ55 Galvalume 1/4" STITCH	24	.024	1261
AZ55 Galvalume 1/4" STITCH	22	.032	1376

MAXX SteelBinder®



HEAD STYLE
5/16" CHWH

POINT DIAMETER
.177/.181

STITCH .181/.177

MAJOR DIAMETER
.215/.209

STITCH .246/.240

MINOR DIAMETER
.164/.157

STITCH .192/.185

WASHER FACE DIAMETER
.555/.545

STITCH .555/.545

HEAD ACROSS FLATS
.305/.311

STITCH .305/.311

NOM. TENSILE STRENGTH
2900 LBS.


STITCH 3800 LBS.

MIN. TORSIONAL STRENGTH
92 IN-LBS.

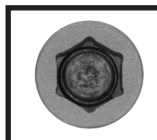
STITCH 150 IN-LBS.

NOM. SHEAR STRENGTH
1962 LBS.

STITCH 2850 LBS.



Cupped HWH head design improves Pull over strength versus standard HWH & Bonded Washer. SealTite sockets are designed to allow for the added thickness of the powder coat.

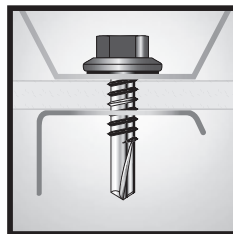


ST Magnetic Sockets are available for powder coated fasteners.




Drill point is designed to penetrate steel quickly with no "point walking"

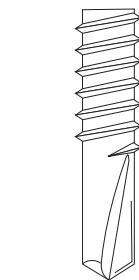
APPLICATIONS



Purlin Screw



Stitch Screw



Self Drill Point

FOR PROPER APPLICATION, THE USE OF IMPACT DRIVERS ARE NOT RECOMMENDED FOR POWDER COATED OR ANY WET PAINTED FASTENER



ARCHITECTURAL
SERIES

