



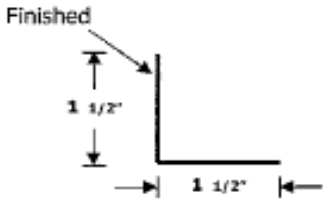
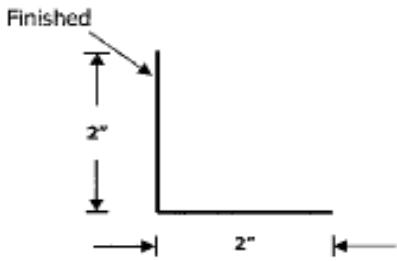
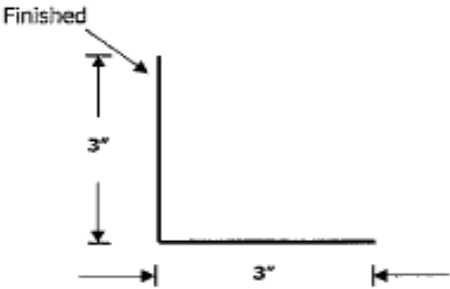
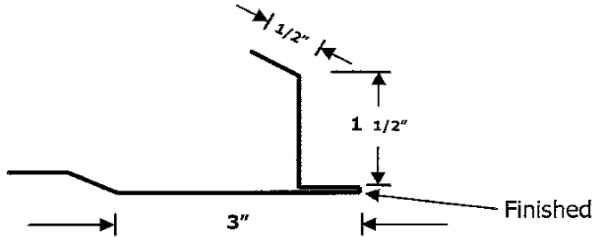
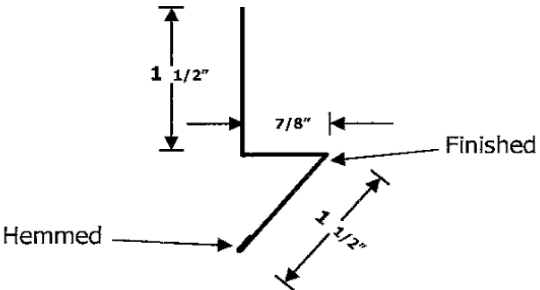
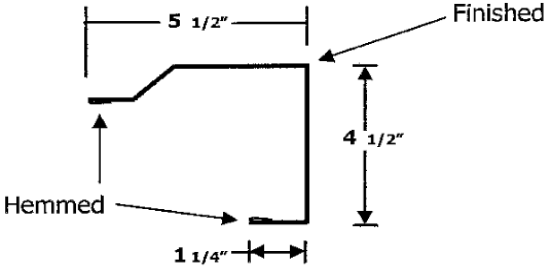
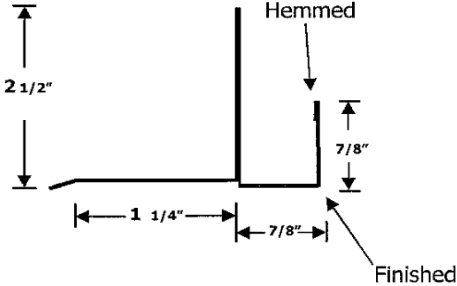
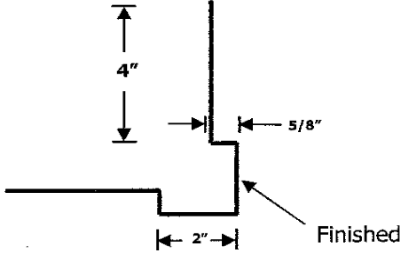
LONG CREEK STEEL, LLC.

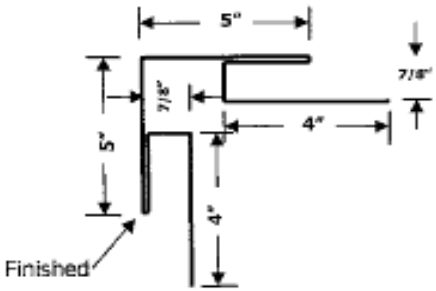
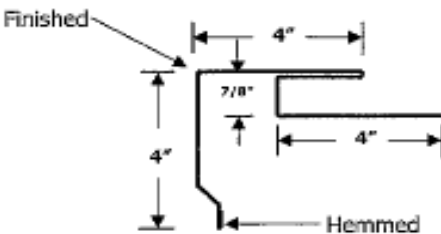
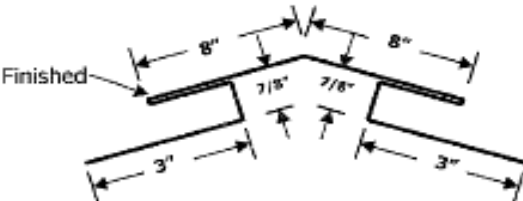
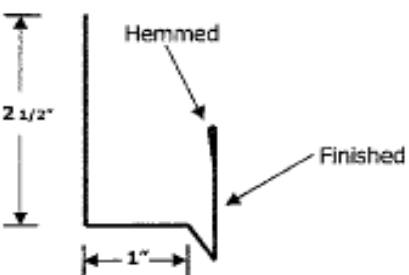
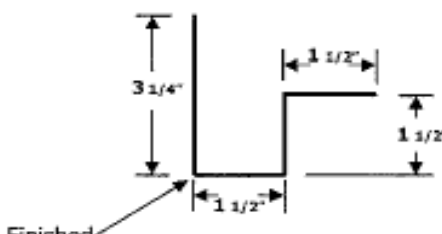
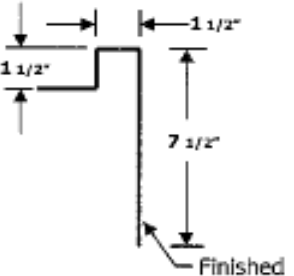
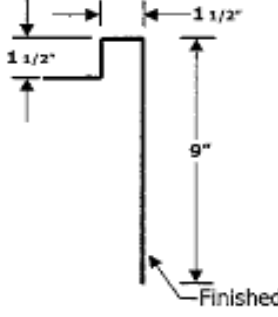
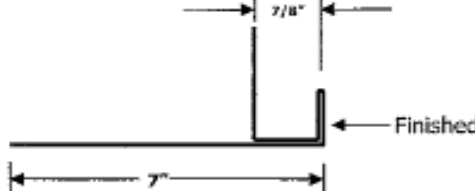


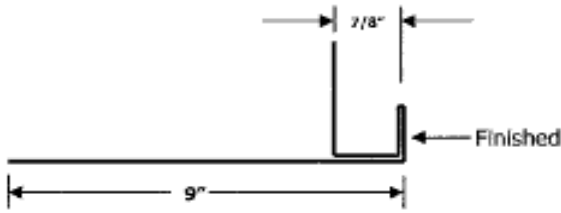
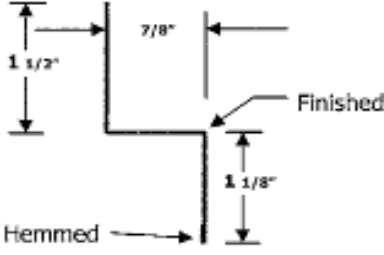
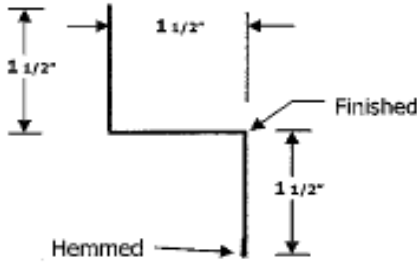
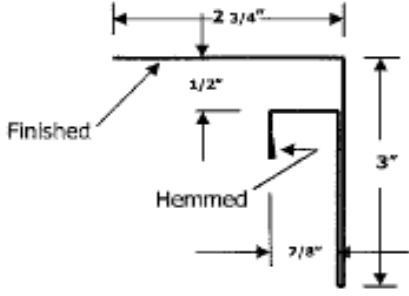
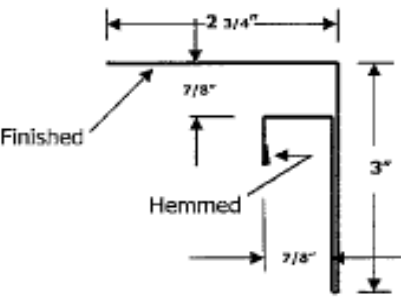
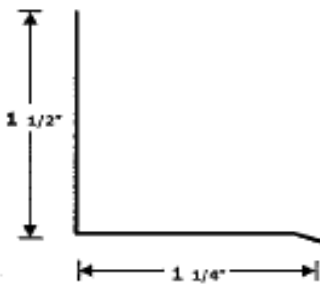
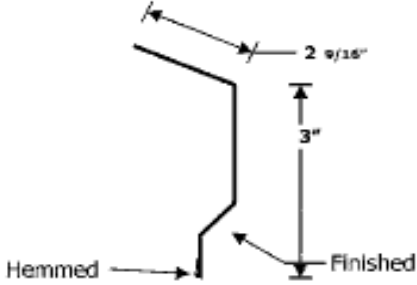
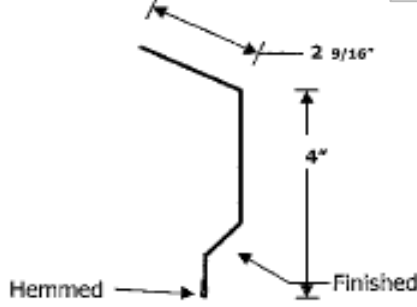
28778 SUPERIOR PLACE
 BERESFORD, SD. 57004
 OFFICE: 605-372-3279
 FAX: 605-372-3280
www.longcreeksteel.com

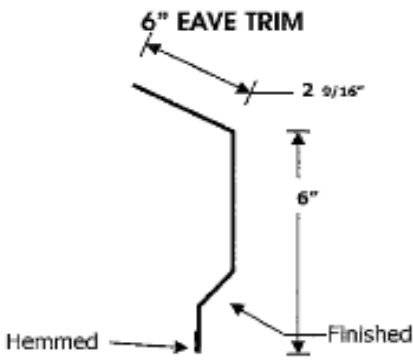
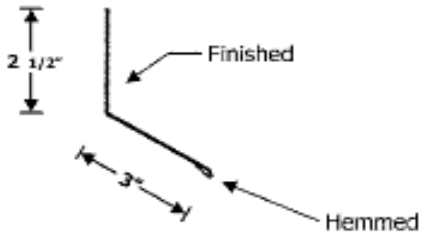
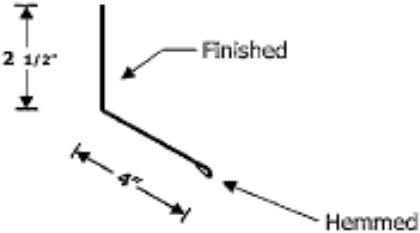
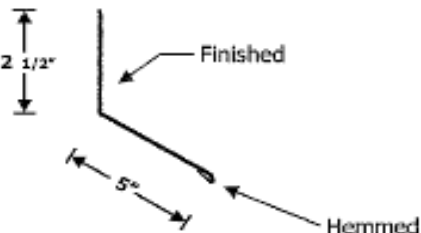
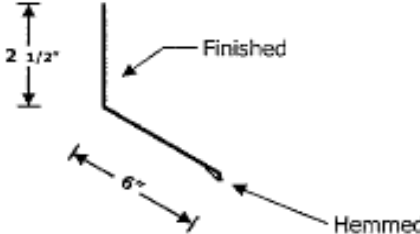
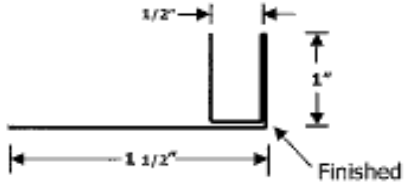
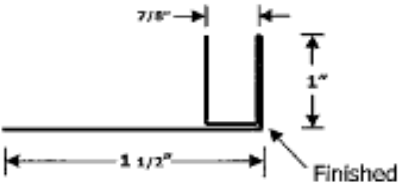
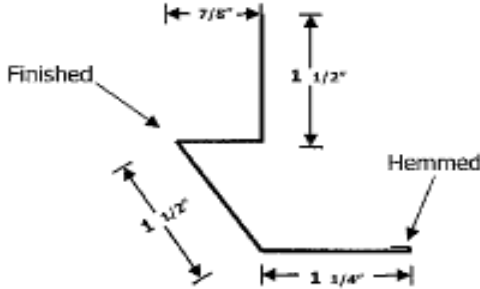
TRIM BOOKLET INDEX

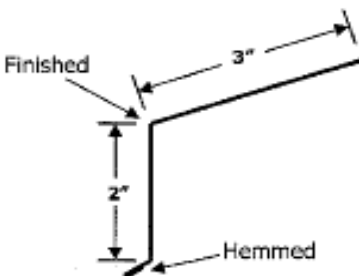
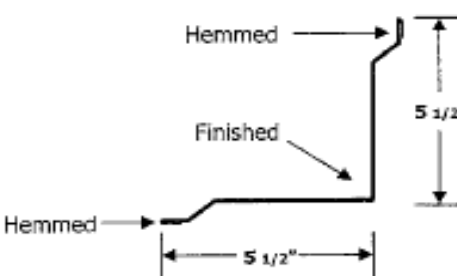
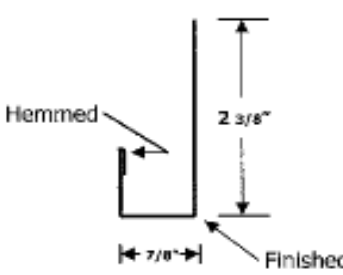
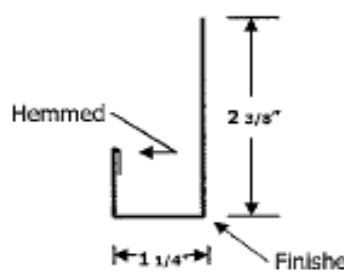
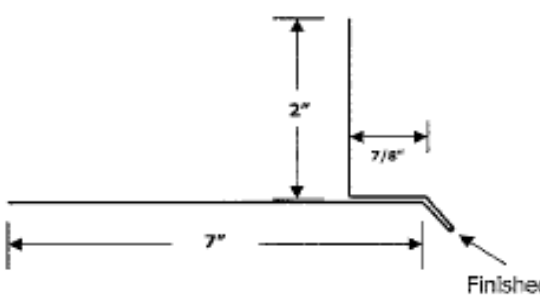
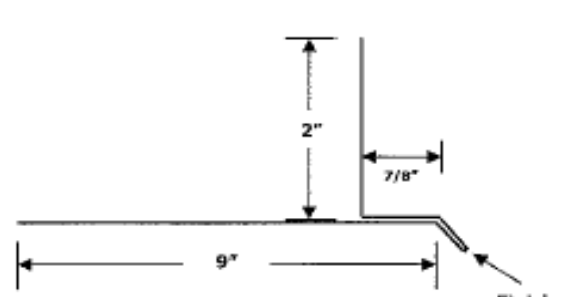
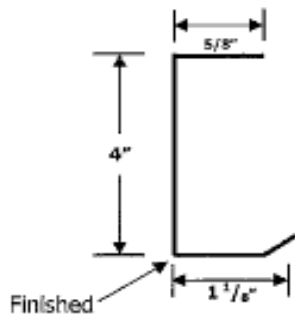
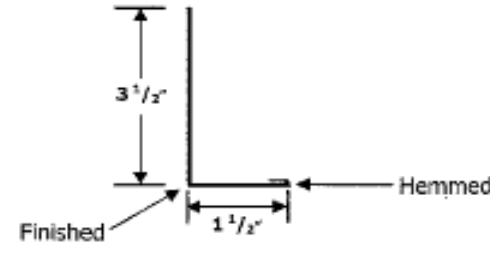
1 1/2" x 1 1/2" Angle Flashing	Page 2	7/8" J Trim	Page 6
2" x 2" Angle Flashing	Page 2	1 1/4" J Trim	Page 6
3" x 3" Angle Flashing	Page 2	7" Overhead Door Trim w/ Drip	Page 6
Astragal Trim	Page 2	9" Overhead Door Trim w/ Drip	Page 6
Base Moulding \ Rat Guard	Page 2	Post Cover	Page 6
Boxed End Fascia	Page 2	3 1/2" Fascia \ Post Trim	Page 6
Boxed Soffit Trim	Page 2	4 1/2" Fascia / Post Trim	Page 7
Bull Nose Trim	Page 2	5 1/2" Fascia / Post Trim	Page 7
Classic Corner Trim	Page 3	6 1/2" Fascia / Post Trim	Page 7
Classic Rake Trim	Page 3	7 1/2" Fascia / Post Trim	Page 7
Classic Ridge Cap	Page 3	8 1/2" Fascia / Post Trim	Page 7
Door Header	Page 3	9 1/2" Fascia / Post Trim	Page 7
3 1/4" Door Jamb Trim	Page 3	3" x 3" Rake & Corner	Page 7
7" Door Jamb Trim	Page 3	5" x 5" Rake & Corner	Page 7
9" Door Jamb Trim	Page 3	5" x 7" Rake Trim	Page 8
7" Door Trim w/ J	Page 3	12" Ridge Cap	Page 8
9" Door Trim w/ J	Page 4	14" Ridge Cap	Page 8
7/8" Double Angle Trim	Page 4	16" Ridge Cap	Page 8
1 1/2" Double Angle Trim	Page 4	20" Ridge Cap	Page 8
1/2" Double J Trim	Page 4	Roof Edge - w\ Drip Cap	Page 8
7/8" Double J Trim	Page 4	Sidewall Flashing	Page 8
Drip Cap	Page 4	Snow Guard	Page 8
3" Eave Trim	Page 4	4" Hog Barn Snow Guard	Page 9
4" Eave Trim	Page 4	6" Hog Barn Snow Guard	Page 9
6" Eave Trim	Page 5	Soffit Trim	Page 9
3" Endwall \ Sidewall Trim	Page 5	Hog Barn Soffit Trim	Page 9
4" Endwall \ Sidewall Trim	Page 5	Starter Strip / Box Base	Page 9
5" Endwall \ Sidewall Trim	Page 5	Track Board Cover	Page 9
6" Endwall \ Sidewall Trim	Page 5	Track Cover	Page 9
1/2" F Trim	Page 5	Universal Rake	Page 9
7/8" F Trim	Page 5	Universal Sidewall	Page 10
Floating Base	Page 5	Valley Trim - 20"	Page 10
Gutter Apron	Page 6	Valley Trim - 41"	Page 10
Inside Corner	Page 6	Vertical Door Trim	Page 10

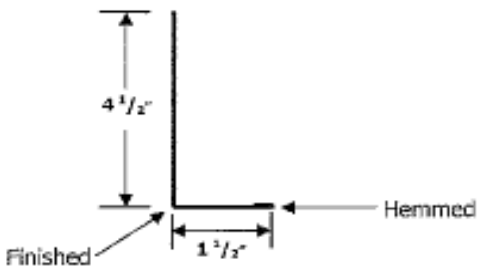
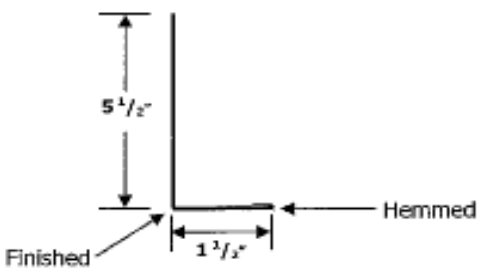
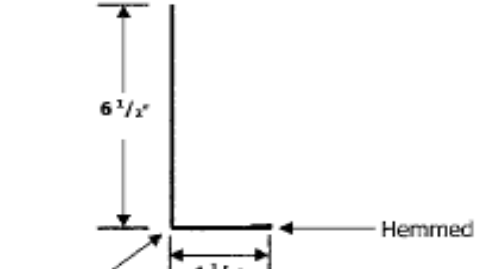
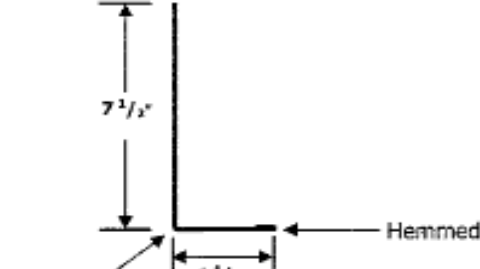
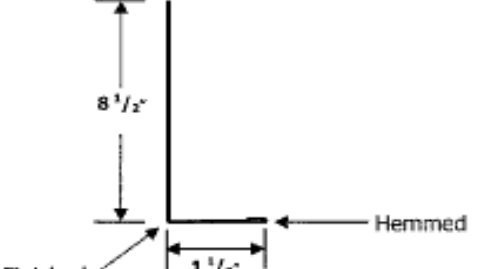
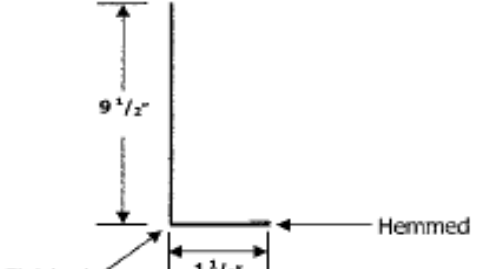
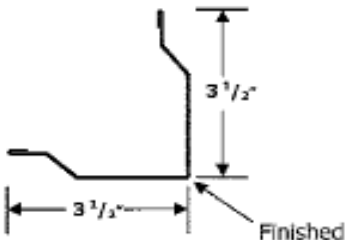
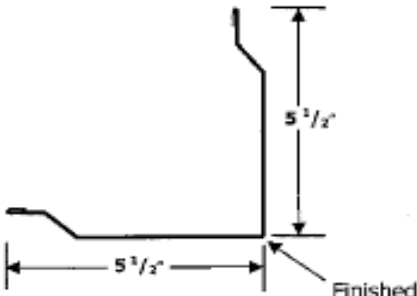
<p>1 1/2" ANGLE FLASHING</p> 	<p>2" ANGLE FLASHING</p> 
<p>3" ANGLE FLASHING</p> 	<p>ASTRAGAL TRIM</p> 
<p>BASE MOULDING</p> 	<p>BOXED END FASCIA</p> 
<p>BOXED SOFFIT TRIM</p> 	<p>BULL NOSE TRIM</p> 

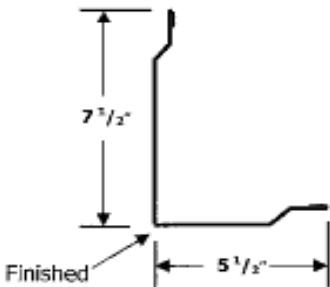
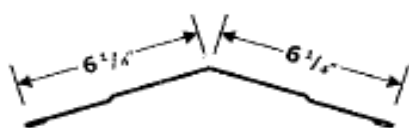
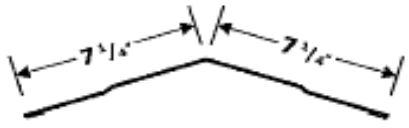
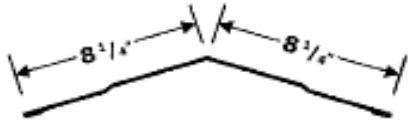
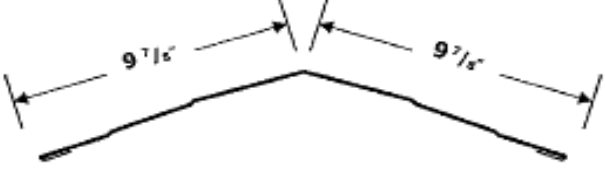
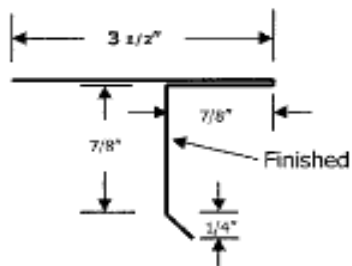
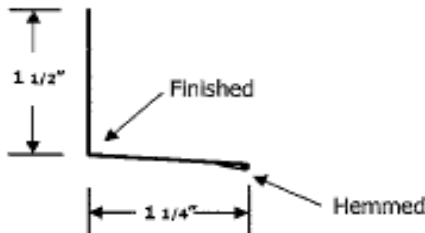
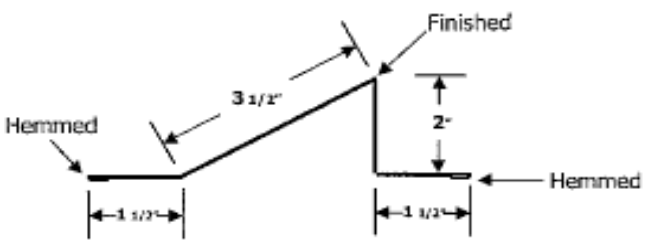
<p>CLASSIC CORNER TRIM</p> 	<p>CLASSIC RAKE TRIM</p> 
<p>CLASSIC RIDGE CAP</p> 	<p>DOOR HEADER</p> 
<p>3 1/4" DOOR JAMB</p> 	<p>7" DOOR JAMB TRIM</p> 
<p>9" DOOR JAMB TRIM</p> 	<p>7" DOOR TRIM</p> 

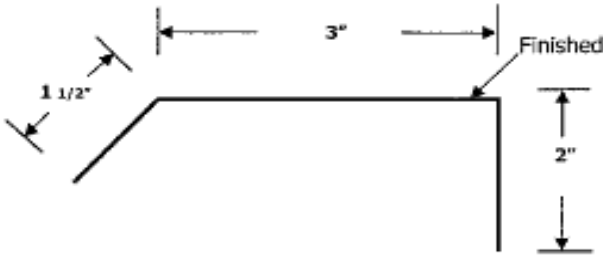
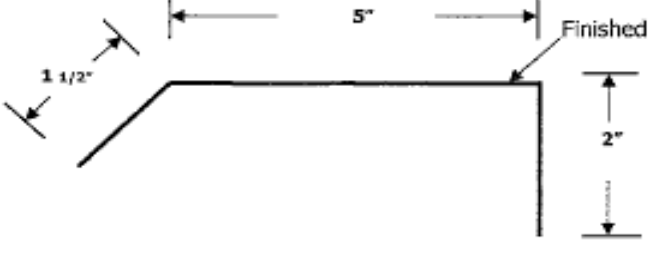


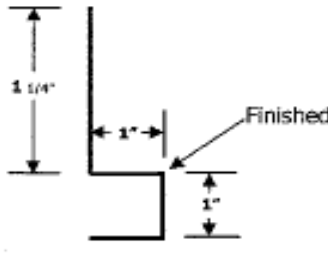
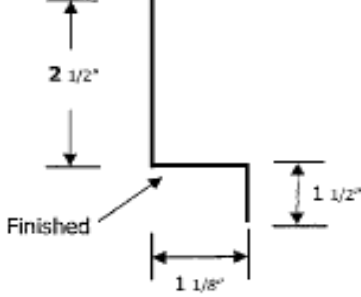
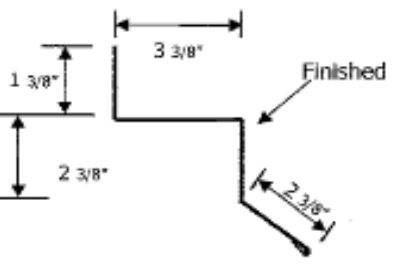
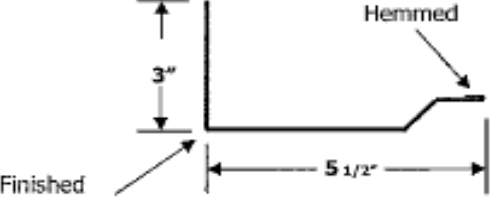
<p>9" DOOR TRIM</p> 	<p>7/8" DOUBLE ANGLE TRIM</p> 
<p>1 1/2" DOUBLE ANGLE</p> 	<p>1/2" DOUBLE J TRIM</p> 
<p>7/8" DOUBLE J TRIM</p> 	<p>DRIP CAP TRIM</p> 
<p>3" EAVE TRIM</p> 	<p>4" EAVE TRIM</p> 

<p>6" EAVE TRIM</p>  <p>2 9/16"</p> <p>6"</p> <p>Hemmed</p> <p>Finished</p>	<p>3" ENDWALL SIDEWALL</p>  <p>2 1/2"</p> <p>3"</p> <p>Finished</p> <p>Hemmed</p>
<p>4" ENDWALL SIDEWALL</p>  <p>2 1/2"</p> <p>4"</p> <p>Finished</p> <p>Hemmed</p>	<p>5" ENDWALL SIDEWALL</p>  <p>2 1/2"</p> <p>5"</p> <p>Finished</p> <p>Hemmed</p>
<p>6" ENDWALL SIDEWALL</p>  <p>2 1/2"</p> <p>6"</p> <p>Finished</p> <p>Hemmed</p>	<p>1/2" F TRIM</p>  <p>1/2"</p> <p>1"</p> <p>1 1/2"</p> <p>Finished</p>
<p>7/8" F TRIM</p>  <p>7/8"</p> <p>1"</p> <p>1 1/2"</p> <p>Finished</p>	<p>FLOATING BASE TRIM</p>  <p>7/8"</p> <p>1 1/2"</p> <p>1 1/4"</p> <p>Finished</p> <p>Hemmed</p>

<p>GUTTER APRON</p>  <p>Finished</p> <p>3"</p> <p>2"</p> <p>Hemmed</p>	<p>INSIDE CORNER</p>  <p>Hemmed</p> <p>Finished</p> <p>5 1/2"</p> <p>5 1/2"</p>
<p>7/8" J TRIM</p>  <p>Hemmed</p> <p>2 3/8"</p> <p>7/8"</p> <p>Finished</p>	<p>1 1/4" J TRIM</p>  <p>Hemmed</p> <p>2 3/8"</p> <p>1 1/4"</p> <p>Finished</p>
<p>7" OVERHEAD DOOR WITH DRIP</p>  <p>2"</p> <p>7/8"</p> <p>7"</p> <p>Finished</p>	<p>9" OVERHEAD DOOR WITH DRIP</p>  <p>2"</p> <p>7/8"</p> <p>9"</p> <p>Finished</p>
<p>POST COVER</p>  <p>4"</p> <p>5/8"</p> <p>1 1/8"</p> <p>Finished</p>	<p>3 1/2" FASCIA / POST TRIM</p>  <p>3 1/2"</p> <p>1 1/2"</p> <p>Hemmed</p> <p>Finished</p>

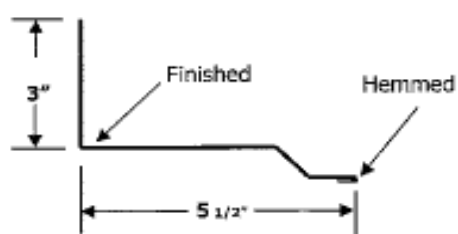
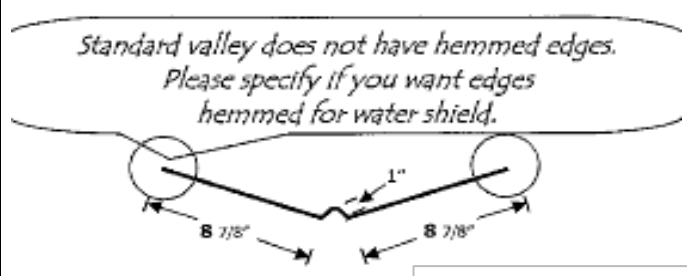
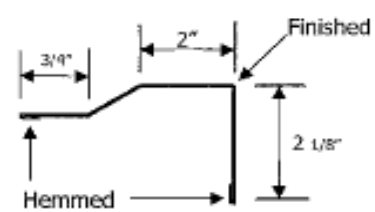

<p>4 1/2" FASCIA / POST TRIM <input type="checkbox"/></p> 	<p>5 1/2" FASCIA / POST TRIM <input type="checkbox"/></p> 
<p>6 1/2" FASCIA / POST TRIM <input type="checkbox"/></p> 	<p>7 1/2" FASCIA / POST TRIM <input type="checkbox"/></p> 
<p>8 1/2" FASCIA / POST TRIM <input type="checkbox"/></p> 	<p>9 1/2" FASCIA / POST TRIM <input type="checkbox"/></p> 
<p>3" X 3" RAKE & CORNER <input type="checkbox"/></p> 	<p>5" X 5" RAKE & CORNER <input type="checkbox"/></p> 

<p>5" X 7" RAKE TRIM</p>  <p>7 1/2"</p> <p>5 1/2"</p> <p>Finished</p>	<p>12" RIDGE CAP</p>  <p>6 1/4"</p> <p>6 1/4"</p>
<p>14" RIDGE CAP</p>  <p>7 1/4"</p> <p>7 1/4"</p>	<p>16" RIDGE CAP</p>  <p>8 1/4"</p> <p>8 1/4"</p>
<p>20" RIDGE CAP</p>  <p>9 1/4"</p> <p>9 1/4"</p>	<p>ROOF EDGE W/ DRIP</p>  <p>3 1/2"</p> <p>7/8"</p> <p>7/8"</p> <p>3/4"</p> <p>Finished</p>
<p>SIDEWALL FLASHING</p>  <p>1 1/2"</p> <p>1 1/4"</p> <p>Finished</p> <p>Hemmed</p>	<p>SNOW GUARD</p>  <p>2"</p> <p>3 1/2"</p> <p>1 1/2"</p> <p>1 1/2"</p> <p>Finished</p> <p>Hemmed</p>

<p>4" HOG BARN SNOW GUARD</p> 	<p>6" HOG BARN SNOW GUARD</p> 
<p>SOFFIT TRIM</p> 	<p>HOG BARN SOFFIT TRIM</p> 
<p>STARTER STRIP</p> 	<p>TRACK BOARD COVER</p> 
<p>TRACK COVER</p> 	<p>UNIVERSAL RAKE</p> 

Stock Trim Length is 10'-3"

Custom Lengths Available Up to 20'-3"

<p>UNIVERSAL SIDEWALL <input type="checkbox"/></p> 	<p>VALLEY TRIM <input type="checkbox"/></p> <p><i>Standard valley does not have hemmed edges. Please specify if you want edges hemmed for water shield.</i></p> 
<p>VERTICAL DOOR TRIM <input type="checkbox"/></p> 	<p>LONG CREEK STEEL, LLC.</p>  <p>28778 Superior Place Beresford, SD. 57004 Office: 605-372-3279 Fax: 605-372-3280</p>

Remember, when you order trim, our stock measures 10' 3".
The shortest piece sold is 10' 3", if your measurement is less you will have to snip it to your specifications once in your possession.
"CUSTOM" CUTS ARE AS FOLLOWS: 12' 3", 14' 3", 16' 3", 18' 3", 20' 3".
IF AN ORDER REQUIRES AN EXACT CUT (UP TO 21')
A SURCHARGE WILL BE APPLIED.



LONG CREEK STEEL, LLC.

28778 SUPERIOR PLACE
BERESFORD, SD. 57004
OFFICE: 605-372-3279
FAX: 605-372-3280
www.longcreeksteel.com

